



dmc retrofit

The Next Generation Replacement for M&S and NuTone 3, 4 and 6 Wire Systems

dmc Main Unit and Combo Unit with 6-Disc Changer

The dmc retrofit system is designed to provide updated functionality and styling in homes with existing intercom systems. Engineered to run on existing wires the dmc retrofit will replace most older M&S Systems and NuTone intercoms. Unique retrofit finish out frames make installation easy by eliminating the need to repair drywall. The dmc1 also offers an optional 6-disc CD changer. The refined appearance and technological advancements make the dmc1 a "crystal clear" choice for replacing older intercom systems.

System Specs

- Supports up to 15 room stations and 3 door speakers
- 30W (RMS) maximum output power
- 8AM / 8FM music presets
- Speaker remote volume / source control
- Automatic on/off feature
- Frequency response: 20Hz - 20KHz
- 2 music source inputs
- Stereo upgrade path with optional power amp
- Intercom only / door release feature
- Wireless remote control option

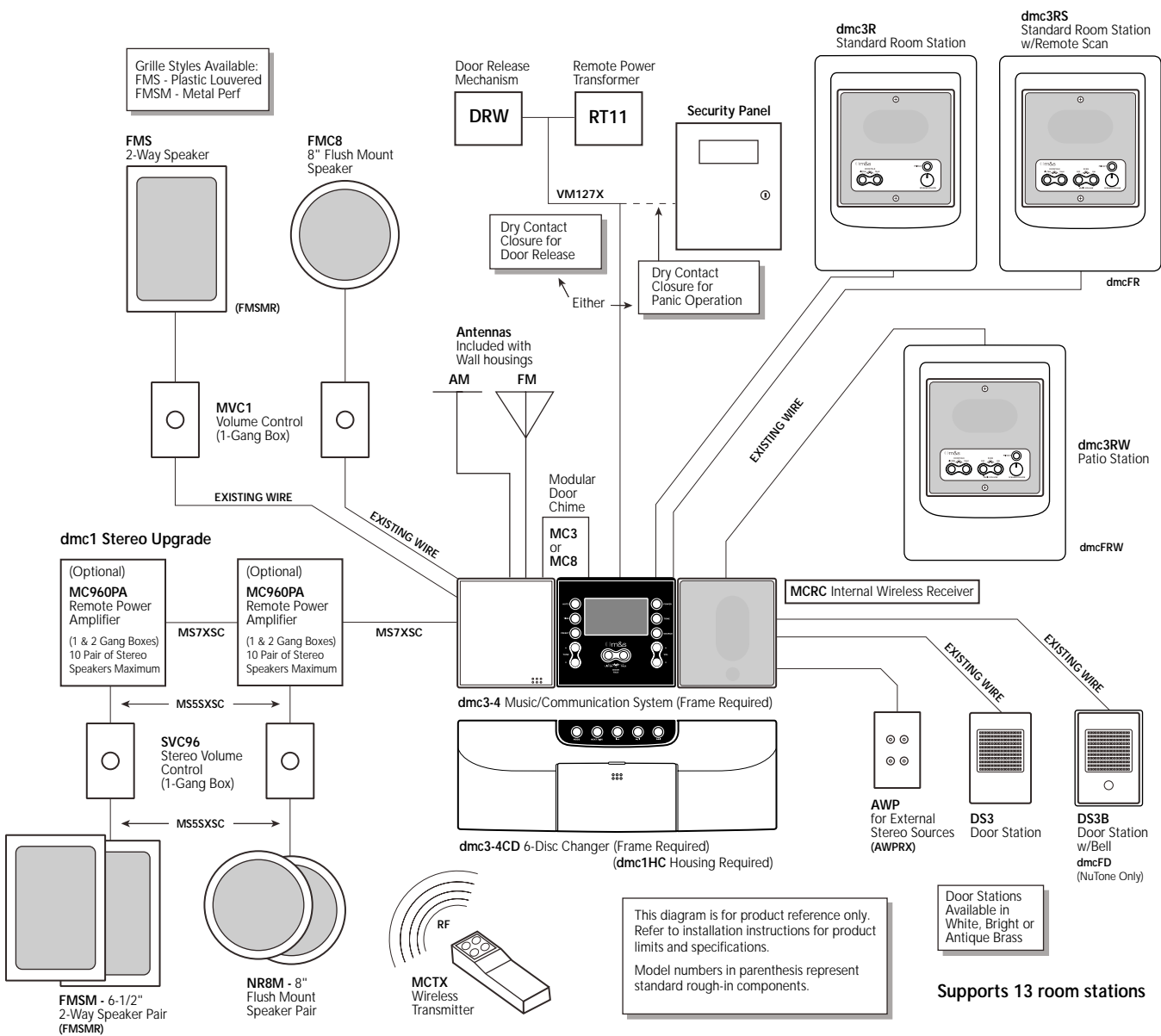
dmc Room Station

The smaller room stations offer exceptional sound for both music and intercom communications. With elegant style and the unique finish out frame, the dmc room stations will enhance the sound in any room. Plus the finish out frame is paintable allowing the frame to match any room's décor.

Room Station Specs

- Standard room station with volume control and talk and listen functions
- Remote scan room station with volume, talk/listen, remote volume and source control, privacy feature (6-wire only)
- Door release functionality

dmc3-4 / 3-Wire Configuration



This diagram is for product reference only. Refer to installation instructions for product limits and specifications. Model numbers in parenthesis represent standard rough-in components.

Door Stations Available in White, Bright or Antique Brass

NuTone Systems Supported

- IM-3303
- IMA-303
- IMA-203D
- IMA-2003
- IMA-3003
- IMA-3303
- 2067/2068
- 2011/2012
- 2015/2016
- 2053/2054
- 2055/2056
- 2071
- 2031/2032
- 2090/2091
- IM-3103
- IM-203
- IM-313

M&S Systems Supported

- Model 5
- Model 6

DMC Frame Selection

- DMC FM – Replacing a master only system with a dmc1 master
- DMC FC – Replacing a combination system with a dmc1 and a dmc1CD
- DMC 1F – Replacing a master only system with a dmc1 and a dmc1CD (requires hole in wall to be made larger)
- DMC FR – Used on all indoor room station replacements
- DMC FRW – Used on all outdoor or high sun area flush mount room station replacements
- DMC 1HRWS – Used on all outdoor surface mount room station replacements
- DMC FD – Used on NuTone door station replacements, not required for M&S replacements

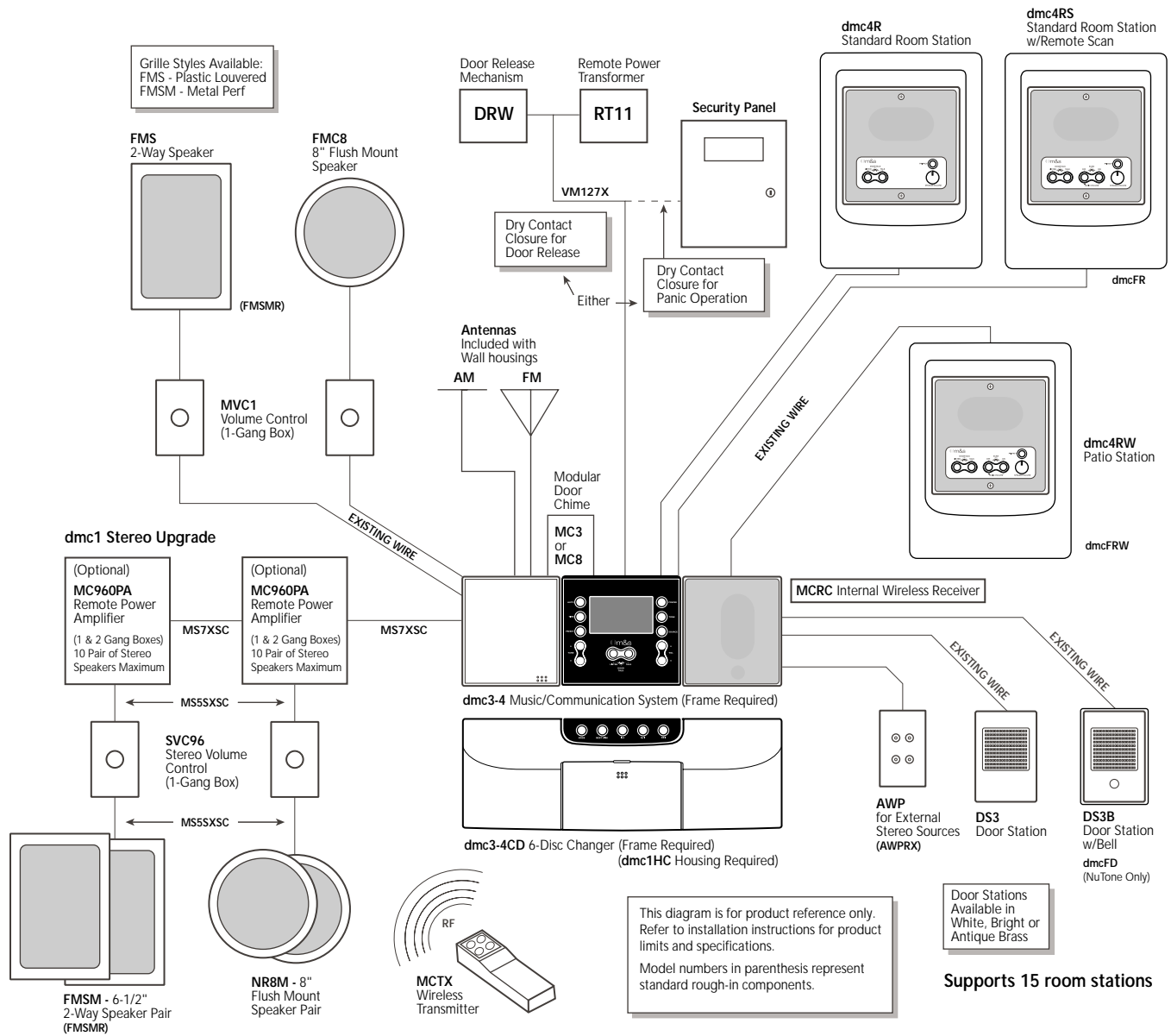


DMCFD - Door Station



DMCFR - Room Station

dmc3-4 / 4-Wire Configuration



DMCFM - Master Unit



DMCFC - Combination Unit

M&S Systems Supported

- 220/330
- 250
- 300/350
- 350A
- 20 series
- 30 series
- Model 150
- Model 170
- MC602
- MC302

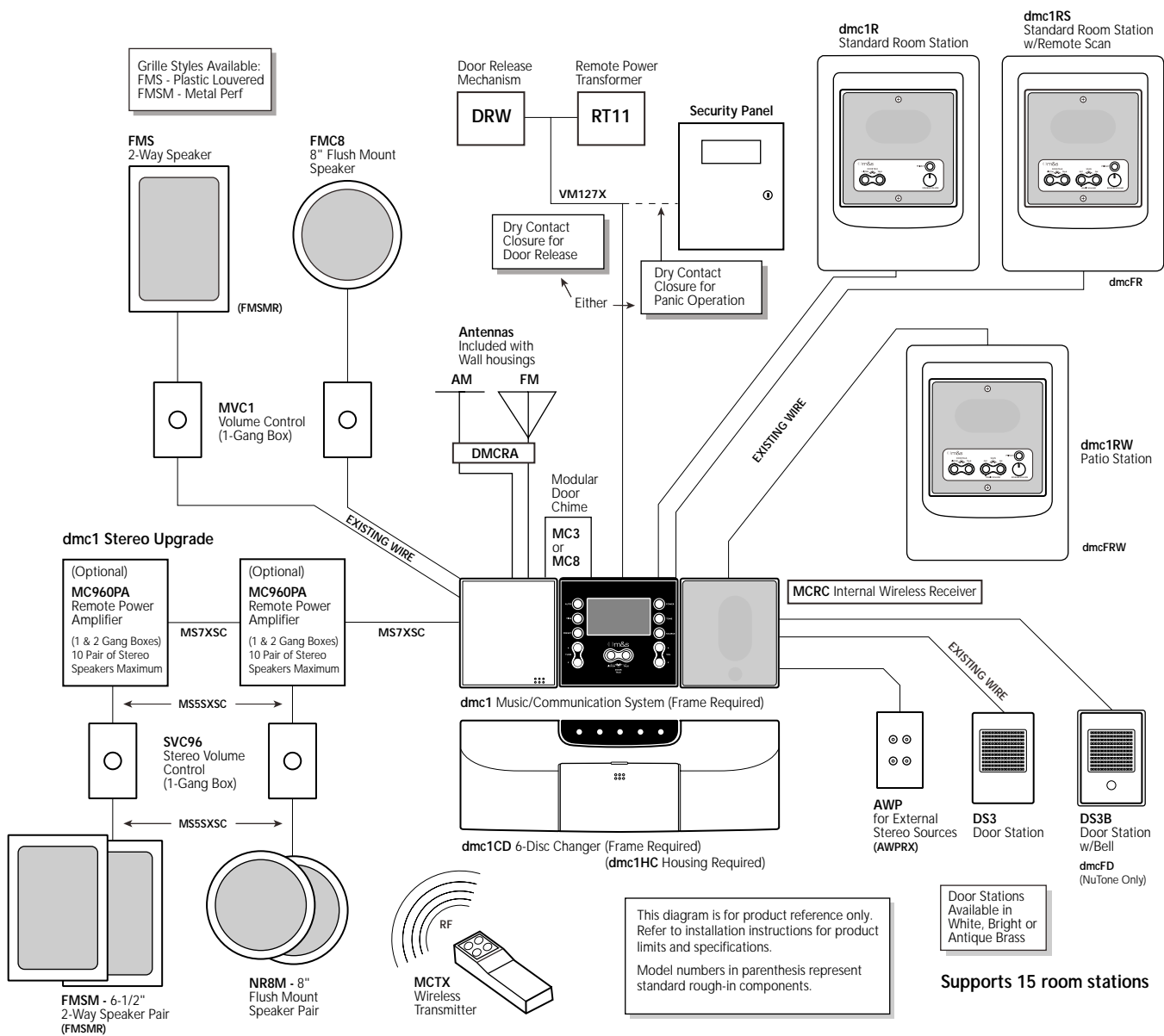
NuTone Systems Supported

- IM-3204 system


DMC Frame Selection

- DMC FM – Replacing a master only system with a dmc1 master
- DMC FC – Replacing a combination system with a dmc1 and a dmc1CD
- DMC1F – Replacing a master only system with a dmc1 and a dmc1CD (requires hole in wall to be made larger)
- DMC FR – Used on all indoor room station replacements
- DMC FRW – Used on all outdoor or high sun area flush mount room station replacements
- DMC1HRWS – Used on all outdoor surface mount room station replacements
- DMC FD – Used on NuTone door station replacements, not required for M&S replacements

dmc1 / 6-Wire Configuration




NuTone Systems Supported	M&S Systems Supported	DMC Frame Selection
<ul style="list-style-type: none"> IM-4406 SM428 2561/2562 2401/2402 2542 2540/2541 IM-406 IM-4006 	<ul style="list-style-type: none"> 440 series 500 series MC702 44 series Model 6 	<ul style="list-style-type: none"> DMCFM – Replacing a master only system with a dmc1 master DMCFC – Replacing a combination system with a dmc1 and a dmc1CD DMC1F – Replacing a master only system with a dmc1 and a dmc1CD (requires hole in wall to be made larger) DMCFR – Used on all indoor room station replacements DMCFRW – Used on all outdoor or high sun area flush mount room station replacements DMC1HRWS – Used on all outdoor surface mount room station replacements DMCFD – Used on NuTone door station replacements, not required for M&S replacements



m&s
SYSTEMS
Integrated Home Technologies

Distributed by:

LITDMCRTECH



7 27066 00244 0